




District Health Assessment for Multiple District 201 through June 2025

		Clubs							Membership							Member Strength		Cancellation		Reports			Finance	Leadership			
District Name	Status/ Number of Months in Status *	Active Clubs	Clubs in Status Quo	Total Clubs	% Status Quo Clubs in Financial Suspension	New Clubs	Cancelled Clubs	YTD Net Club Gain/Loss	Current Members In Active Clubs	Current Members In Status Quo Clubs	Current Total Members Count	YTD Add	YTD Drop	YTD NetGrowth (includes Active and Status Quo)	YTD NetGrowth% (includes Active and Status Quo)	Member Count 12 Months Ago	Average Member Count Per Club	% of Clubs with less than 20 members	Average Cancelled Club Age	Members Lost Due to Cancelled Clubs	% of Clubs Reporting Service	% No MMR in 3 Months	% No Officer Report in 12 months	% of Clubs with balance 90+ days	Number of Zone Chairs Recorded	Number of Region Chairs Recorded	District Officers Vacancies **
201N1	T(18)	61	0	61	0%	0	1	-1	1141	0	1141	144	205	-61	-5.07%	1,202	19	64%	50	0	89%	25%	0%	7%	14	0	2nd VDG
201N2		62	0	62	0%	1	4	-3	1296	0	1296	183	207	-24	-1.82%	1,320	21	56%	39	7	79%	35%	0%	10%	11	0	GMT
201N3	T(24)	54	0	54	0%	0	0	0	1039	0	1039	161	168	-7	-0.67%	1,046	19	52%	0	0	83%	26%	0%	2%	11	1	
201N4	T(24)	43	0	43	0%	0	2	-2	767	0	767	73	112	-39	-4.84%	806	18	70%	58	0	72%	33%	0%	2%	11	0	
201N5		81	0	81	0%	1	2	-1	1736	0	1736	331	542	-211	-10.84%	1,947	21	59%	3	22	100%	25%	0%	7%	14	4	
201Q1		65	0	65	0%	0	3	-3	1321	0	1321	155	226	-71	-5.10%	1,392	20	55%	27	24	100%	23%	0%	2%	26	0	GMT
201Q2	T(24)	63	0	63	0%	0	0	0	1016	0	1016	141	155	-14	-1.36%	1,030	16	68%	0	0	68%	41%	0%	2%	12	0	
201Q3		64	0	64	0%	0	2	-2	1403	0	1403	200	206	-6	-0.43%	1,409	22	52%	14	6	91%	17%	0%	0%	9	0	
201Q4	T(24)	58	0	58	0%	0	2	-2	929	0	929	105	143	-38	-3.93%	967	16	74%	52	6	74%	29%	0%	0%	13	1	
201C1	T(24)	54	0	54	0%	1	0	1	1067	0	1067	161	147	14	1.33%	1,053	20	56%	0	0	69%	35%	0%	9%	8	0	
201C2		58	0	58	0%	0	1	-1	1383	0	1383	155	204	-49	-3.42%	1,430	24	38%	52	8	88%	22%	0%	2%	11	0	
201T1	T(24)	44	0	44	0%	0	3	-3	884	0	884	96	135	-39	-4.23%	923	20	64%	49	26	82%	27%	0%	2%	9	2	
201V2	T(1)	62	0	62	0%	0	1	-1	1248	0	1248	145	175	-30	-2.35%	1,278	20	58%	51	4	84%	35%	0%	2%	11	4	
201V3	T(24)	57	0	57	0%	1	7	-6	980	0	980	166	260	-94	-8.75%	1,073	17	67%	34	76	39%	16%	0%	0%	10	0	
201V5	T(13)	66	0	66	0%	0	0	0	1190	0	1190	155	202	-47	-3.80%	1,237	18	59%	0	0	97%	6%	3%	2%	9	0	
201V6	T(24)	55	0	55	0%	0	0	0	986	0	986	102	170	-68	-6.45%	1,054	18	65%	0	0	96%	22%	0%	2%	9	0	GMT




District Health Assessment for Multiple District 201 through June 2025

		Clubs							Membership							Member Strength		Cancellation		Reports			Finance		Leadership		
District Name	Status/ Number of Months in Status *	Active Clubs	Clubs in Status Quo	Total Clubs	% Status Quo Clubs in Financial Suspension	New Clubs	Cancelled Clubs	YTD Net Club Gain/Loss	Current Members In Active Clubs	Current Members In Status Quo Clubs	Current Total Members Count	YTD Add	YTD Drop	YTD NetGrowth (includes Active and Status Quo)	YTD NetGrowth% (includes Active and Status Quo)	Member Count 12 Months Ago	Average Member Count Per Club	% of Clubs with less than 20 members	Average Cancelled Club Age	Members Lost Due to Cancelled Clubs	% of Clubs Reporting Service	% No MMR in 3 Months	% No Officer Report in 12 months	% of Clubs with balance 90+ days	Number of Zone Chairs Recorded	Number of Region Chairs Recorded	District Officers Vacancies **
201V14	T(24)	72	0	72	0%	0	0	0	1114	0	1114	101	134	-33	-2.88%	1,147	15	74%	0	0	93%	40%	0%	1%	10	0	GST
201WA		94	0	94	0%	0	0	0	1715	0	1715	209	215	-6	-0.35%	1,722	18	60%	0	0	71%	37%	1%	5%	18	8	GMT
		1113	0	1113	0%	4	28	-24	21215	0	21215	2783	3606	-823	-3.73%	22,036	19	60%	37	179	82%	28%	0%	3%	216	20	



District Health Assessment for Multiple District 202 through June 2025

		Clubs							Membership							Member Strength		Cancellation		Reports			Finance	Leadership			
District Name	Status/ Number of Months in Status *	Active Clubs	Clubs in Status Quo	Total Clubs	% Status Quo Clubs in Financial Suspension	New Clubs	Cancelled Clubs	YTD Net Club Gain/Loss	Current Members In Active Clubs	Current Members In Status Quo Clubs	Current Total Members Count	YTD Add	YTD Drop	YTD NetGrowth (includes Active and Status Quo)	YTD NetGrowth% (includes Active and Status Quo)	Member Count 12 Months Ago	Average Member Count Per Club	% of Clubs with less than 20 members	Average Cancelled Club Age	Members Lost Due to Cancelled Clubs	% of Clubs Reporting Service	% No MMR in 3 Months	% No Officer Report in 12 months	% of Clubs with balance 90+ days	Number of Zone Chairs Recorded	Number of Region Chairs Recorded	District Officers Vacancies **
202 D	T(24)	34	0	34	0%	1	0	1	956	0	956	116	127	-11	-1.14%	967	28	24%	0	0	79%	21%	0%	3%	7	0	2nd VDG
202 E	T(24)	39	0	39	0%	0	2	-2	1077	0	1077	163	185	-22	-2.00%	1,099	28	28%	42	15	69%	10%	0%	5%	2	0	GST
202 F	T(24)	38	0	38	0%	0	3	-3	1118	0	1118	67	96	-29	-2.53%	1,147	29	26%	50	9	71%	32%	0%	0%	7	1	
202 J	T(24)	33	0	33	0%	0	0	0	1122	0	1122	87	102	-15	-1.32%	1,137	34	15%	0	0	76%	0%	0%	3%	5	0	
202 K	T(24)	55	0	55	0%	1	3	-2	1054	0	1054	151	165	-14	-1.31%	1,068	19	51%	42	16	64%	18%	0%	2%	10	4	
202 L	T(1)	51	0	51	0%	0	1	-1	1245	0	1245	140	191	-51	-3.94%	1,295	24	37%	47	12	63%	16%	0%	2%	9	2	
202 M	T(24)	35	0	35	0%	0	2	-2	807	0	807	75	109	-34	-4.04%	841	23	43%	61	0	63%	11%	0%	0%	9	0	
		285	0	285	0%	2	11	-9	7379	0	7379	799	975	-176	-2.33%	7,554	26	34%	48	52	68%	16%	0%	2%	49	7	




District Health Assessment for Multiple District 307 through June 2025

District Name	Status/ Number of Months in Status *	Clubs							Membership							Member Strength		Cancellation		Reports			Finance		Leadership		
		Active Clubs	Clubs in Status Quo	Total Clubs	% Status Quo Clubs in Financial Suspension	New Clubs	Cancelled Clubs	YTD Net Club Gain/Loss	Current Members In Active Clubs	Current Members In Status Quo Clubs	Current Total Members Count	YTD Add	YTD Drop	YTD NetGrowth (includes Active and Status Quo)	YTD NetGrowth% (includes Active and Status Quo)	Member Count 12 Months Ago	Average Member Count Per Club	% of Clubs with less than 20 members	Average Cancelled Club Age	Members Lost Due to Cancelled Clubs	% of Clubs Reporting Service	% No MMR in 3 Months	% No Officer Report in 12 months	% of Clubs with balance 90+ days	Number of Zone Chairs Recorded	Number of Region Chairs Recorded	District Officers Vacancies **
307 A1		119	0	119	0%	18	7	11	2799	0	2799	1098	787	311	12.50%	2,488	24	45%	10	104	84%	22%	2%	2%	18	8	
307 A2		141	0	141	0%	23	7	16	4792	0	4792	1370	937	433	9.93%	4,361	34	22%	3	125	82%	12%	0%	11%	28	0	
307B1		103	0	103	0%	14	2	12	2360	0	2360	758	580	178	8.16%	2,182	23	43%	8	28	85%	18%	0%	1%	16	5	
307B2		156	4	160	100%	32	4	28	4540	22	4562	1512	972	540	13.43%	4,021	29	29%	5	49	66%	26%	6%	4%	25	6	
		519	4	523	100%	87	20	67	14491	22	14513	4738	3276	1462	11.20%	13,052	28	33%	6	306	78%	20%	2%	5%	87	19	



District Health Assessment for Ident 5807 - TAHITI - UND through June 2025

<div></div> <div>Status/ District Name of Months in Status *</div>		Clubs							Membership							Member Strength		Cancellation		Reports			Finance	Leadership			
		Active Clubs	Clubs in Status Quo	Total Clubs	% Status Quo Clubs in Financial Suspension	New Clubs	Cancelled Clubs	YTD Net Club Gain/ Loss	Current Members In Active Clubs	Current Members In Status Quo Clubs	Current Total Members Count	YTD Add	YTD Drop	YTD NetGrowth (includes Active and Status Quo)	YTD NetGrowth% (includes Active and Status Quo)	Member Count 12 Months Ago	Average Member Count Per Club	% of Clubs with less than 20 members	Average Cancelled Club Age	Members Lost Due to Cancelled Clubs	% of Clubs Reporting Service	% No MMR in 3 Months	% No Officer Report in 12 months	% of Clubs with balance 90+ days	Number of Zone Chairs Recorded	Number of Region Chairs Recorded	District Officers Vacancies **
Ident 5807 - TAHITI		1	0	1	0%	0	0	0	23	0	23	4	3	1	4.55%	22	23	0%	0	0	100%	100%	0%	0%	0	0	
		1	0	1	0%	0	0	0	23	0	23	4	3	1	4.55%	22	23	0%	0	0	100%	100%	0%	0%	0	0	



District Health Assessment for Ident 5895 - NEW CALEDONIA - UND through June 2025

Status/ District Name of Months in Status *		Clubs							Membership							Member Strength		Cancellation		Reports			Finance	Leadership			
		Active Clubs	Clubs in Status Quo	Total Clubs	% Status Quo Clubs in Financial Suspension	New Clubs	Cancelled Clubs	YTD Net Club Gain/ Loss	Current Members In Active Clubs	Current Members In Status Quo Clubs	Current Total Members Count	YTD Add	YTD Drop	YTD NetGrowth (includes Active and Status Quo)	YTD NetGrowth% (includes Active and Status Quo)	Member Count 12 Months Ago	Average Member Count Per Club	% of Clubs with less than 20 members	Average Cancelled Club Age	Members Lost Due to Cancelled Clubs	% of Clubs Reporting Service	% No MMR in 3 Months	% No Officer Report in 12 months	% of Clubs with balance 90+ days	Number of Zone Chairs Recorded	Number of Region Chairs Recorded	District Officers Vacancies **
Ident 5895 - NEW CALEDONIA		12	0	12	0%	1	0	1	196	0	196	37	20	17	9.50%	179	16	75%	0	0	92%	58%	0%	0%	0	0	
		12	0	12	0%	1	0	1	196	0	196	37	20	17	9.50%	179	16	75%	0	0	92%	58%	0%	0%	0	0	

* - District Status: P - Provisional, T - Transitional.
** - District Officers Vacancies: DG - District Governor, 1st VDG - First Vice District Governor, 2nd VDG - Second Vice District Governor.